


STATEMENT OF APPROPRIATIONS,  
ALLOTMENTS, OBLIGATIONS, DISB  
AND BALANCES (FAR 1)  
As of December 29, 2021

Department : Labor & Employment  
Agency/Operating Units : Philippine Overseas Employment Administration  
Fund : General



| Particular                                   | Appropriations           |             |                         | ALLOTMENTS          |                           |                   |                           | Current Year Obligations |                         |                          |                         |                |
|----------------------------------------------|--------------------------|-------------|-------------------------|---------------------|---------------------------|-------------------|---------------------------|--------------------------|-------------------------|--------------------------|-------------------------|----------------|
|                                              | Authorized Appropriation | Adjustments | Adjusted Appropriations | Allotments Received | Modification of Allotment | Total Adjustments | Adjusted Total Allotments | 1st Qtr. Ending March 31 | 2nd Qtr. Ending June 30 | 3rd Qtr. Ending Sept. 30 | 4th Qtr. Ending Dec. 29 | Total          |
| <b>Gen. Administration &amp; Support</b>     |                          |             |                         |                     |                           |                   |                           |                          |                         |                          |                         |                |
| <b>Gen. Administration &amp; Supervision</b> | 172,461,000.00           | -           | 172,461,000             | 172,461,000         | -                         | -                 | 172,461,000.000           | 68,004,930.750           | 39,667,656.600          | 42,813,602.470           | 20,248,050.57           | 170,734,240.39 |
| PS                                           | 76,780,000.00            |             | 76,780,000              | 76,780,000          | 5,123,000                 | 5,123,000.000     | 81,903,000.000            | 25,220,758.660           | 25,092,058.120          | 18,869,289.640           | 12,720,893.58           | 81,903,000.00  |
| MOOE                                         | 92,129,000.00            |             | 92,129,000              | 92,129,000          | (5,123,000)               | (5,123,000.000)   | 87,006,000.000            | 40,465,044.440           | 14,575,598.480          | 23,603,937.020           | 6,634,660.45            | 85,279,240.39  |
| CO                                           | -                        |             | -                       | -                   |                           |                   | -                         |                          |                         |                          |                         |                |
| Terminal Leave                               | 3,552,000.00             |             | 3,552,000               | 3,552,000           |                           |                   | 3,552,000.000             | 9,119,127.650            |                         | 340,375.810              | 892,496.54              | 3,552,000.00   |
| Step Increase-Meritorius Perf                | -                        |             | -                       | -                   |                           |                   | -                         |                          |                         |                          |                         | -              |
| <b>Operations</b>                            |                          |             |                         |                     |                           |                   |                           |                          |                         |                          |                         |                |
| <b>MFO 1- PSO</b>                            | 123,514,000.00           | -           | 123,514,000             | 123,514,000         | -                         | -                 | 123,514,000.000           | 36,845,055.860           | 26,475,710.490          | 38,518,215.420           | 19,501,874.77           | 121,340,856.54 |
| PS                                           | 68,812,000.00            |             | 68,812,000              | 68,812,000          | 2,708,800                 | 2,708,800.000     | 71,520,800.000            | 17,328,272.360           | 14,312,843.170          | 22,484,288.150           | 17,395,396.32           | 71,520,800.00  |
| MOOE                                         | 54,702,000.00            |             | 54,702,000              | 54,702,000          | (2,708,800)               | (2,708,800.000)   | 51,993,200.000            | 19,516,783.500           | 12,162,867.320          | 16,033,927.270           | 2,106,478.45            | 49,820,056.54  |
| CO                                           | -                        |             | -                       | -                   |                           |                   | -                         |                          |                         |                          |                         | -              |
| WEO                                          | 63,803,000.00            | -           | 63,803,000              | 63,803,000          | -                         | -                 | 63,803,000.000            | 15,449,433.110           | 10,013,266.492          | 22,189,074.370           | 9,383,596.19            | 57,035,370.16  |
| PS                                           | 39,554,000.00            |             | 39,554,000              | 39,554,000          | 2,016,000                 | 2,016,000.000     | 41,570,000.000            | 13,591,015.110           | 9,908,492.242           | 12,891,464.110           | 5,179,028.54            | 41,570,000.00  |
| MOOE                                         | 24,249,000.00            |             | 24,249,000              | 24,249,000          | (2,016,000)               | (2,016,000.000)   | 22,233,000.000            | 1,858,418.000            | 104,774.250             | 9,297,610.260            | 4,204,567.65            | 15,465,370.16  |
| CO                                           | -                        |             | -                       | -                   |                           |                   | -                         |                          |                         |                          |                         | -              |
| <b>MFO 2 LRO</b>                             | 79,423,000.00            | -           | 79,423,000              | 79,423,000          | -                         | -                 | 79,423,000.000            | 28,375,097.230           | 15,095,413.300          | 22,297,912.680           | 9,921,530.72            | 75,689,953.93  |
| PS                                           | 57,614,000.00            |             | 57,614,000              | 57,614,000          | 3,369,000                 | 3,369,000.000     | 60,983,000.000            | 19,207,548.200           | 14,701,429.430          | 18,999,934.060           | 8,074,088.31            | 60,983,000.00  |
| MOOE                                         | 21,809,000.00            |             | 21,809,000              | 21,809,000          | (3,369,000)               | (3,369,000.000)   | 18,440,000.000            | 9,167,549.030            | 393,983.870             | 3,297,978.620            | 1,847,442.41            | 14,706,953.93  |
| CO                                           | -                        |             | -                       | -                   |                           |                   | -                         |                          |                         |                          |                         | -              |
| <b>AO</b>                                    | 68,560,000.00            | -           | 68,560,000              | 68,560,000          | -                         | -                 | 68,560,000.000            | 19,800,846.620           | 14,064,393.510          | 19,003,429.780           | 13,343,699.72           | 66,212,369.63  |
| PS                                           | 61,217,000.00            |             | 61,217,000              | 61,217,000          | 1,287,200                 | 1,287,200.000     | 62,504,200.000            | 18,456,946.620           | 14,027,687.260          | 17,901,796.730           | 12,117,769.39           | 62,504,200.00  |
| MOOE                                         | 7,343,000.00             |             | 7,343,000               | 7,343,000           | (1,287,200)               | (1,287,200.000)   | 6,055,800.000             | 1,343,900.000            | 36,706.250              | 1,101,633.050            | 1,225,930.33            | 3,708,169.63   |
| CO                                           | -                        |             | -                       | -                   |                           |                   | -                         |                          |                         |                          |                         | -              |
| <b>Locally Funded Projects</b>               |                          |             |                         |                     |                           |                   |                           |                          |                         |                          |                         |                |
| <b>MFO 1</b>                                 |                          |             |                         |                     |                           |                   |                           |                          |                         |                          |                         |                |
| PS                                           | -                        |             | -                       | -                   |                           |                   | -                         |                          |                         |                          |                         | -              |
| MOOE                                         | -                        |             | -                       | -                   |                           |                   | -                         |                          |                         |                          |                         | -              |
| CO                                           | -                        |             | -                       | -                   |                           |                   | -                         |                          |                         |                          |                         | -              |

STATEMENT OF APPROPRIATIONS,  
ALLOTMENTS, OBLIGATIONS, DISB  
AND BALANCES (FAR 1)  
As of December 29, 2021

Department : Labor & Employment  
Agency/Operating Units : Philippine Overseas Employment Administration  
Fund : General

| Particular                                     | Appropriations           |             |                         | ALLOTMENTS          |                           |                   |                           | Current Year Obligations |                         |                          |                         |                |
|------------------------------------------------|--------------------------|-------------|-------------------------|---------------------|---------------------------|-------------------|---------------------------|--------------------------|-------------------------|--------------------------|-------------------------|----------------|
|                                                | Authorized Appropriation | Adjustments | Adjusted Appropriations | Allotments Received | Modification of Allotment | Total Adjustments | Adjusted Total Allotments | 1st Qtr. Ending March 31 | 2nd Qtr. Ending June 30 | 3rd Qtr. Ending Sept. 30 | 4th Qtr. Ending Dec. 29 | Total          |
| Subtotal, Agency Specific Budget               | 507,761,000.00           | -           | 507,761,000             | 507,761,000         | -                         | -                 | 507,761,000.000           | 168,475,363.570          | 105,316,440.392         | 144,822,234.720          | 72,398,751.97           | 491,012,790.65 |
| PS                                             | 307,529,000.00           | -           | 307,529,000             | 307,529,000         | 14,504,000                | 14,504,000.000    | 322,033,000.000           | 96,123,668.600           | 78,042,510.222          | 91,487,148.500           | 56,379,672.68           | 322,033,000.00 |
| MOOE                                           | 200,232,000.00           | -           | 200,232,000             | 200,232,000         | (14,504,000)              | (14,504,000.000)  | 185,728,000.000           | 72,351,694.970           | 27,273,930.170          | 53,335,086.220           | 16,019,079.29           | 168,979,790.65 |
| CO                                             | -                        | -           | -                       | -                   | -                         | -                 | -                         | -                        | -                       | -                        | -                       | -              |
| II. Automatic Appropriations                   |                          |             |                         |                     |                           |                   |                           |                          |                         |                          |                         |                |
| RLIP                                           | 27,880,000.00            | -           | 27,880,000              | 27,880,000          | -                         | -                 | 27,880,000.000            | 7,420,998.060            | 7,211,936.680           | 9,867,360.990            | 3,379,703.67            | 27,879,999.40  |
| Subtotal                                       | 27,880,000.00            | -           | 27,880,000              | 27,880,000          | -                         | -                 | 27,880,000.000            | 7,420,998.060            | 7,211,936.680           | 9,867,360.990            | 3,379,703.67            | 27,879,999.40  |
| III. SPECIAL PURPOSE FUNDS                     |                          |             |                         |                     |                           |                   |                           |                          |                         |                          |                         |                |
| Pension & Gratuity Fund                        | -                        | -           | -                       | 5,283,844.00        | -                         | -                 | 5,283,844.00              | -                        | -                       | 2,558,402.09             | 2,725,440.03            | 5,283,842.12   |
| Terminal Leave Benefits (TLB)                  | -                        | -           | -                       | 4,497,820           | -                         | -                 | 4,497,820.000             | -                        | -                       | 2,558,402.09             | 1,939,416.03            | 4,497,818.12   |
| Monetization of Leave Credits                  | -                        | -           | -                       | 786,024             | -                         | -                 | 786,024.000               | -                        | -                       | -                        | 786,024.00              | 786,024.00     |
| Miscellaneous Personnel Benefits Fund (MPBF)   | -                        | -           | -                       | 37,973,988          | -                         | -                 | 37,973,988                | -                        | -                       | -                        | 37,973,988.00           | 37,973,988.00  |
| Addtl. PS Requirements for newly-hires         | -                        | -           | -                       | 28,137,658          | -                         | -                 | 28,137,658                | -                        | -                       | -                        | 28,137,658.00           | 28,137,658.00  |
| 2019 Performance-Based Bonus                   | -                        | -           | -                       | 9,836,330           | -                         | -                 | 9,836,330                 | -                        | -                       | -                        | 9,836,330.00            | 9,836,330.00   |
| Automatic Appropriations/ RLIP for newly-hires | -                        | -           | -                       | 1,722,834           | -                         | -                 | 1,722,834                 | -                        | -                       | -                        | 1,722,834.00            | 1,722,834.00   |
| Total, Supplemental                            | -                        | -           | -                       | 44,980,666.00       | -                         | -                 | 44,980,666.00             | -                        | -                       | 2,558,402.09             | 42,422,262.03           | 44,980,664.12  |
| PS                                             | 335,409,000.00           | -           | 335,409,000             | 380,389,666         | 14,504,000                | 14,504,000.000    | 394,893,666.000           | 103,544,666.660          | 85,254,446.902          | 103,912,911.580          | 102,181,638.38          | 394,893,663.52 |
| MOOE                                           | 200,232,000.00           | -           | 200,232,000             | 200,232,000         | (14,504,000)              | (14,504,000.000)  | 185,728,000.000           | 72,351,694.970           | 27,273,930.170          | 53,335,086.220           | 16,019,079.29           | 168,979,790.65 |
| CO                                             | -                        | -           | -                       | -                   | -                         | -                 | -                         | -                        | -                       | -                        | -                       | -              |
| GRAND TOTAL                                    | 535,641,000.00           | -           | 535,641,000             | 580,621,666         | -                         | -                 | 580,621,666.000           | 175,896,361.630          | 112,528,377.072         | 157,247,997.800          | 118,200,717.67          | 563,873,454.17 |
| Recapitulation by MFO:                         | 202,937,000.00           | -           | 202,937,000             | 202,937,000         | -                         | -                 | 202,937,000.000           | 65,220,153.090           | 41,571,123.790          | 60,816,128.100           | 29,423,405.49           | 197,030,810.47 |
| MFO 1                                          | 123,514,000.00           | -           | 123,514,000             | 123,514,000         | -                         | -                 | 123,514,000.000           | 36,845,055.860           | 26,475,710.490          | 38,518,215.420           | 19,501,874.77           | 121,340,856.54 |
| MFO 2                                          | 79,423,000.00            | -           | 79,423,000              | 79,423,000          | -                         | -                 | 79,423,000.000            | 28,375,097.230           | 15,095,413.300          | 22,297,912.680           | 9,921,530.72            | 75,689,953.93  |

STATEMENT OF APPROPRIATIONS  
 ALLOTMENTS, OBLIGATIONS, DISBURSEMENTS  
 AND BALANCES (FAR 1)  
 As of December 29, 2021

Department : Labor & Employment  
 Agency/Operating Units : Philippine Overseas Employment Administration  
 Fund : General


| Particular                                   | Current Year Disbursements  |                            |                             |                            |                | Balances                    |                          |                     |                             |
|----------------------------------------------|-----------------------------|----------------------------|-----------------------------|----------------------------|----------------|-----------------------------|--------------------------|---------------------|-----------------------------|
|                                              | 1st Qtr. Ending<br>March 31 | 2nd Qtr. Ending<br>June 30 | 3rd Qtr. Ending<br>Sept. 30 | 4th Qtr. Ending<br>Dec. 29 | Total          | Unreleased<br>Appropriation | Unobligated<br>Allotment | Unpaid Obligations  |                             |
|                                              |                             |                            |                             |                            |                |                             |                          | Due &<br>Demandable | Not Yet Due &<br>Demandable |
| <b>Gen. Administration &amp; Support</b>     |                             |                            |                             |                            |                |                             |                          |                     |                             |
| <b>Gen. Administration &amp; Supervision</b> | 16,519,135.18               | 41,811,456.75              | 40,594,236.97               | 66,363,902.84              | 165,288,731.74 | -                           | 1,726,759.61             | 5,445,508.65        |                             |
| PS                                           | 10,790,228.12               | 17,725,289.46              | 14,264,983.91               | 37,710,542.41              | 79,791,044.90  | -                           | -                        | 2,111,956.10        |                             |
| MOOE                                         | 6,725.93                    | 23,556,220.77              | 25,988,877.25               | 28,519,810.28              | 82,704,600.23  | -                           | 1,726,759.61             | 2,574,606.16        |                             |
| CO                                           |                             |                            |                             |                            |                | -                           | -                        | -                   |                             |
| Terminal Leave                               | 1,789,181.13                | 529,946.52                 | 340,375.81                  | 133,550.15                 | 2,793,053.61   | -                           | -                        | 758,946.39          |                             |
| Step Increase-Meritorius Perf                |                             |                            |                             |                            |                | -                           | -                        | -                   |                             |
| Operations                                   |                             |                            |                             |                            |                | -                           | -                        | -                   |                             |
| <b>MFO 1- PSO</b>                            | 14,989,094.63               | 21,387,999.86              | 20,768,230.31               | 54,405,768.80              | 111,551,093.60 | -                           | 2,173,143.46             | 9,789,762.94        |                             |
| PS                                           | 6,584,123.05                | 12,973,188.70              | 8,685,651.86                | 38,408,420.39              | 66,651,384.00  | -                           | -                        | 4,869,416.00        |                             |
| MOOE                                         | 8,404,971.58                | 8,414,811.16               | 12,082,578.45               | 15,997,348.41              | 44,899,709.60  | -                           | 2,173,143.46             | 4,920,346.94        |                             |
| CO                                           |                             |                            |                             |                            |                | -                           | -                        | -                   |                             |
| <b>WEO</b>                                   | 4,175,164.50                | 9,469,006.64               | 6,570,669.06                | 27,399,902.06              | 47,614,742.26  | -                           | 6,767,629.84             | 9,420,627.90        |                             |
| PS                                           | 3,978,400.95                | 9,237,383.69               | 6,421,726.18                | 20,774,805.17              | 40,412,315.99  | -                           | 0.00                     | 1,157,684.01        |                             |
| MOOE                                         | 196,763.55                  | 231,622.95                 | 148,942.88                  | 6,625,096.89               | 7,202,426.27   | -                           | 6,767,629.84             | 8,262,943.89        |                             |
| CO                                           |                             |                            |                             |                            |                | -                           | -                        | -                   |                             |
| <b>MFO 2 LRO</b>                             | 7,177,243.15                | 14,303,556.20              | 10,448,112.63               | 34,427,794.65              | 66,356,706.63  | -                           | 3,733,046.07             | 9,333,247.30        |                             |
| PS                                           | 7,050,632.70                | 13,945,592.26              | 10,052,623.55               | 27,871,361.65              | 58,920,210.16  | -                           | -                        | 2,062,789.84        |                             |
| MOOE                                         | 126,610.45                  | 357,963.94                 | 395,489.08                  | 6,556,433.00               | 7,436,496.47   | -                           | 3,733,046.07             | 7,270,457.46        |                             |
| CO                                           |                             |                            |                             |                            |                | -                           | -                        | -                   |                             |
| <b>AO</b>                                    | 6,727,890.76                | 12,915,628.86              | 9,046,010.06                | 31,898,556.47              | 60,588,086.15  | -                           | 2,347,630.37             | 5,624,283.48        |                             |
| PS                                           | 6,705,290.76                | 12,875,131.13              | 8,851,492.22                | 31,810,521.47              | 60,242,435.58  | -                           | -                        | 2,261,764.42        |                             |
| MOOE                                         | 22,600.00                   | 40,497.73                  | 194,517.84                  | 88,035.00                  | 345,650.57     | -                           | 2,347,630.37             | 3,362,519.06        |                             |
| CO                                           |                             |                            |                             |                            |                | -                           | -                        | -                   |                             |
| Locally Funded Projects                      |                             |                            |                             |                            |                | -                           | -                        | -                   |                             |
| <b>MFO 1</b>                                 |                             |                            |                             |                            |                | -                           | -                        | -                   |                             |
| PS                                           |                             |                            |                             |                            |                | -                           | -                        | -                   |                             |
| MOOE                                         |                             |                            |                             |                            |                | -                           | -                        | -                   |                             |
| CO                                           |                             |                            |                             |                            |                | -                           | -                        | -                   |                             |

STATEMENT OF APPROPRIATIONS  
ALLOTMENTS, OBLIGATIONS, DISI  
AND BALANCES (FAR 1)  
As of December 29, 2021


Department : Labor & Employment  
Agency/Operating Units : Philippine Overseas Employment Administration  
Fund : General

| Particular                                     | Current Year Disbursements  |                            |                             |                            |                | Balances                    |                          |                     |                             |
|------------------------------------------------|-----------------------------|----------------------------|-----------------------------|----------------------------|----------------|-----------------------------|--------------------------|---------------------|-----------------------------|
|                                                | 1st Qtr. Ending<br>March 31 | 2nd Qtr. Ending<br>June 30 | 3rd Qtr. Ending<br>Sept. 30 | 4th Qtr. Ending<br>Dec. 29 | Total          | Unreleased<br>Appropriation | Unobligated<br>Allotment | Unpaid Obligations  |                             |
|                                                |                             |                            |                             |                            |                |                             |                          | Due &<br>Demandable | Not Yet Due &<br>Demandable |
| Subtotal, Agency Specific Budget               | 49,588,528.22               | 99,887,648.31              | 87,427,259.03               | 214,495,924.82             | 451,399,360.38 | -                           | 16,748,209.35            | 39,613,430.27       | -                           |
| PS                                             | 36,197,856.71               | 67,286,531.76              | 48,616,853.53               | 156,709,201.24             | 308,810,443.24 | -                           | 0.00                     | 13,222,556.76       | -                           |
| MOOE                                           | 13,390,671.51               | 32,601,116.55              | 38,810,405.50               | 57,786,723.58              | 142,588,917.14 | -                           | 16,748,209.35            | 26,390,873.51       | -                           |
| CO                                             | -                           | -                          | -                           | -                          | -              | -                           | -                        | -                   | -                           |
| II. Automatic Appropriations                   |                             |                            |                             |                            |                |                             |                          |                     |                             |
| RLIP                                           | 5,052,238.65                | 7,230,087.14               | 7,235,952.50                | 6,852,728.84               | 26,371,007.13  | -                           | 0.60                     | 1,508,992.27        | -                           |
| Subtotal                                       | 5,052,238.65                | 7,230,087.14               | 7,235,952.50                | 6,852,728.84               | 26,371,007.13  | -                           | 0.60                     | 1,508,992.27        | -                           |
| III. SPECIAL PURPOSE FUNDS                     |                             |                            |                             |                            |                |                             |                          |                     |                             |
| Pension & Gratuity Fund                        | -                           | -                          | 2,558,402.09                | 2,725,439.78               | 5,283,841.87   | -                           | 1.88                     | 0.25                | -                           |
| Terminal Leave Benefits (TLB)                  |                             |                            | 2,558,402.09                | 1,939,415.78               | 4,497,817.87   | -                           | 1.88                     | 0.25                | -                           |
| Monetization of Leave Credits                  |                             |                            |                             | 786,024.00                 | 786,024.00     | -                           | -                        | -                   | -                           |
| Miscellaneous Personnel Benefits Fund (MPBF)   | -                           | -                          | -                           | 14,508,618.73              | 14,508,618.73  | -                           | -                        | 23,465,369.27       | -                           |
| Addtl. PS Requirements for newly-hires         |                             |                            |                             | 6,802,244.52               | 6,802,244.52   | -                           | -                        | 21,335,413.48       | -                           |
| 2019 Performance-Based Bonus                   |                             |                            |                             | 7,706,374.21               | 7,706,374.21   | -                           | -                        | 2,129,955.79        | -                           |
| Automatic Appropriations/ RLIP for newly-hires |                             |                            |                             |                            |                |                             |                          | 1,722,834.00        | -                           |
| Total, Supplemental                            | -                           | -                          | 2,558,402.09                | 17,234,058.51              | 19,792,460.60  | -                           | 1.88                     | 25,188,203.52       | -                           |
| PS                                             | 41,250,095.36               | 74,516,618.90              | 58,411,208.12               | 180,795,988.59             | 354,973,910.97 | -                           | 2.48                     | 39,919,752.55       | -                           |
| MOOE                                           | 13,390,671.51               | 32,601,116.55              | 38,810,405.50               | 57,786,723.58              | 142,588,917.14 | -                           | 16,748,209.35            | 26,390,873.51       | -                           |
| CO                                             | -                           | -                          | -                           | -                          | -              | -                           | -                        | -                   | -                           |
| GRAND TOTAL                                    | 54,640,766.87               | 107,117,735.45             | 97,221,613.62               | 238,582,712.17             | 497,562,828.11 | -                           | 16,748,211.83            | 66,310,626.06       | -                           |
| Recapitulation by MFO:                         | 22,166,337.78               | 44,100,398.93              | 31,216,342.94               | 88,833,563.45              | 186,316,643.10 | -                           | 5,906,189.53             | 19,123,010.24       | -                           |
| MFO 1                                          | 14,989,094.63               | 29,004,985.63              | 20,768,230.31               | 54,405,768.80              | 119,168,079.37 | -                           | 2,173,143.46             | 9,789,762.94        | -                           |
| MFO 2                                          | 7,177,243.15                | 15,095,413.30              | 10,448,112.63               | 34,427,794.65              | 67,148,563.73  | -                           | 3,733,046.07             | 9,333,247.30        | -                           |

Certified Correct:

  
IMELDA C. BUENSALIDO  
OIC, Budget Division


Recommending Approval:

  
MA. THERESA C. SANZ  
Chief, Accounting Division

Approved by:

  
LOURDES E. FONTANARES  
OIC-Director II, Finance Branch

Approved by:

  
BERNARD P. OLALIA  
Administrator